

Elite Fleet™



Snap 'n Soar

User Manual

INTRODUCTION

- **Snap 'n Soars** are supersonic-styled gliders. Attach the ultra light glider to the launch slide. With a snap of the wrist, launch the glider. The unique hand-powered launcher emits an authentic jet engine sound at take-off! **Snap 'n Soars** are great for indoor and outdoor flight. They're so easy to fly.....it's a snap!

OPERATION TIPS AND HELPFUL HINTS

- **Never** launch Snap 'n Soars directly at people, animals and windows.
- When flying outside, stand clear of trees and power wires as your **Snap 'n Soars** will gain altitude quickly and might get stuck in overhanging tree branches and wires.
- When flying outside, choose relatively calm days as wind can cause your Snap 'n Soar to fly away from you.
- When flying **Snap 'n Soars** indoors, always watch where you launch the aircraft and stay away from windows, televisions, computers and glassware. While **Snap 'n Soars** are lightweight foam-constructed toys, they still should be treated as projectiles.

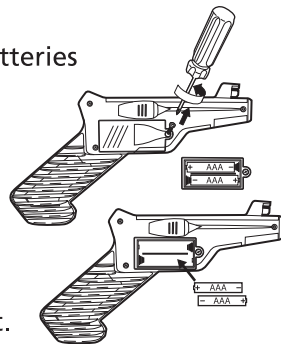
INSTALLATION OF BATTERIES

BATTERY REQUIREMENTS:

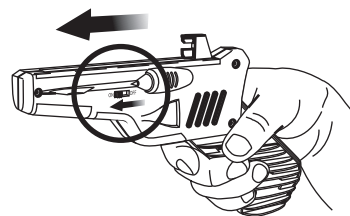
Launcher: 2 x AAA size alkaline (1.5v) batteries
(batteries power sound effects only!)

Launcher:

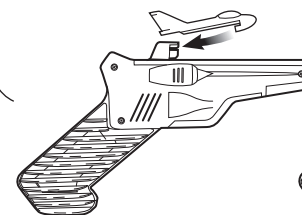
1. Unscrew the battery cover on the side of launcher with Phillips screwdriver.
2. Insert 2-AAA batteries with polarities shown in battery compartment.
3. Replace the battery cover and screw shut.



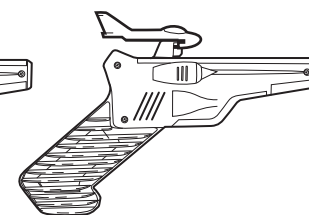
HOW TO LAUNCH AND FLY!



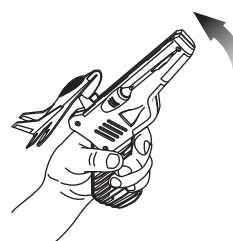
1) Turn switch on launcher to "on".




2) Slip airplane onto launch slide.



3) Plane ready to launch!



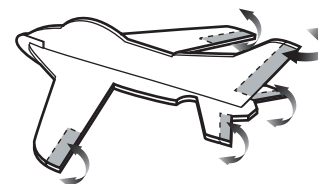
Raise arm and hand/launcher up



Snap arm and hand/launcher down



Slide glides forward and ejects plane



Have fun experimenting by bending wing and tail flaps slightly to alter flight patterns

SAFETY PRECAUTIONS

- Do not mix different brands of batteries.
- Do not mix new and used batteries.
- Do not mix alkaline, standard (carbon-zinc) or rechargeable (Ni-Cad) batteries.
- Insert batteries carefully observing correct polarities as indicated.
- Exhausted batteries must be disposed of correctly, do NOT burn as batteries may explode.
- Batteries should be disposed of by an adult.

Toll Free Hot Line: 800-816-1135

www.kidgalaxy.com

WARNING:
CHOKING HAZARD - Small parts
Not for children under 3 years.

Kid Galaxy®

Copyright © 2009 Kid Galaxy, Inc.